

Introductory sub-table (I)(a)


Name of the Company: PNB Finance & Industries Limited			
Scrip Code, Name of the scrip, class of security: 26055, Equity			
Quarter ended: 31.03.2015			
Partly paid-up shares:-	No. of partly paid-up shares	As a % of total no. of partly paid-up shares	As a % of total no. of shares of the company
Held by promoter/promoter group	0	0	0
Held by public	0	0	0
<b>Total - D</b>	<b>0</b>	<b>0</b>	<b>0</b>
Outstanding convertible securities:-	No. of outstanding securities	As a % of total no. of outstanding convertible securities	As a % of total no. of shares of the company, assuming full conversion of the convertible securities
Held by promoter/promoter group	0	0	0
Held by public	0	0	0
<b>Total - E</b>	<b>0</b>	<b>0</b>	<b>0</b>
Warrants:-	No. of warrants	As a % of total no. of warrants	As a % of total no. of shares of the company, assuming full conversion of warrants
Held by promoter/promoter group	0	0	0
Held by public	0	0	0
<b>Total - F</b>	<b>0</b>	<b>0</b>	<b>0</b>
<b>Total paid-up capital of the company, assuming full conversion of warrants and convertible securities</b>	<b>3200000</b>		

For PNB Finance & Industries Ltd  
 Company Secretary

**Statement Showing Shareholding Pattern**

Table I(a)							
Category code	Category of Shareholder	Number of Shareholders	Total number of shares	Number of shares held in dematerialized form	Total shareholding as a percentage of total number of shares	Shares Pledged or otherwise encumbered	
		(III)	(IV)	(V)	(VI) As a percentage of (A+B) <sup>1</sup>	(VII) Number of shares	(IX) = (VIII)/(IV) * 100
(I)	(II)						
(A)	Shareholding of Promoter and Promoter Group <sup>2</sup>						
1	Indian						
(a)	Individuals/ Hindu Undivided Family				0.00		0.00
(b)	Central Government/ State Government(s)				0.00		0.00
(c)	Bodies Corporate				0.00		0.00
(d)	Financial Institutions/ Banks				0.00		0.00
(e)	Any Others(Specify)				0.00		0.00
	Sub Total(A)(1)	0	0	0	0.00	0	0.00
2	Foreign						
a	Individuals (Non-Residents)						
	Individuals/ Foreign Individuals)				0.00		0.00
b	Bodies Corporate				0.00		0.00
c	Institutions				0.00		0.00
d	Qualified Foreign Investor				0.00		0.00
e	Any Others(Specify)				0.00		0.00
	Sub Total(A)(2)	0	0	0	0.00	0	0.00
	<b>Total Shareholding of Promoter and Promoter Group (A) = (A)(1)+(A)(2)</b>	0	0	0	0.00	0	0.00

For PNB Finance & Industries Ltd.



Company Secretary




(D)(b) Statement showing holding of securities (including shares, warrants, convertible securities) of persons belonging to the category "Promoter and Promoter Group"

Sr. No.	Name of the shareholder	Details of Shares held		Encumbered shares (*)			Details of warrants		Details of convertible securities		Total shares (including underlying shares assuming full conversion of warrants and convertible securities) as a % of diluted share capital
		Number of shares held	As a % of grand total (A)+(B)+(C)	No.	As a percentage	As a % of grand total (A)+(B)+(C) of sub-clause (D)(a)	Number of warrants held	As a % total number of warrants of the same class	Number of convertible securities held	As a % total number of convertible securities of the same class	
(i)	(iii)	(iv)	(v)	(vi)=(v)/(iii)*100	(vii)	(viii)	(ix)	(x)	(xi)	(xii)	
1	NIL	0.00	0.00	0.00	0.00	0.00	0.00	0.00	0.00	0.00	
2		0.00	0.00	0.00	0.00	0.00	0.00	0.00	0.00	0.00	
3		0.00	0.00	0.00	0.00	0.00	0.00	0.00	0.00	0.00	
4		0.00	0.00	0.00	0.00	0.00	0.00	0.00	0.00	0.00	
5		0.00	0.00	0.00	0.00	0.00	0.00	0.00	0.00	0.00	
<b>TOTAL</b>		<b>0</b>	<b>0</b>	<b>0.00</b>	<b>0.00</b>	<b>0</b>	<b>0</b>	<b>0</b>	<b>0</b>	<b>0</b>	

(\*) The term "encumbrance" has the same meaning as assigned to it in regulation 28(3) of the SAST Regulations, 2011

For PNB Finance & Industries Ltd.

  
Company Secretary

**(D)(c)(i) Statement showing holding of securities (including shares, warrants, convertible securities) of persons belonging to the category "Public" and holding more than 1% of the total number of shares**

Sr. No.	Name of the shareholder	Number of shares held	Shares as a percentage of total number of shares {i.e., Grand Total (A)+(B)+(C) indicated in Statement at para (D)(a) above}	Details of warrants		Details of convertible securities		Total shares (including underlying shares assuming full conversion of warrants and convertible securities) as a % of diluted share capital
				Number of warrants held	As a % total number of warrants of the same class	Number of convertible securities held	% w.r.t total number of convertible securities of the same class	
1	Artee Viniyoga Limited	801710	25.05	0	0	0	0	0
2	Ashoka Viniyoga Limited	651660	20.37	0	0	0	0	0
3	Camac Commercial Limited	520000	16.25	0	0	0	0	0
4	Samir Jain	518827	16.21	0	0	0	0	0
5	Meera Jain	196000	6.13	0	0	0	0	0
6	Combine Holding limited	161437	5.05	0	0	0	0	0
7	Trishla Jain	77604	2.43	0	0	0	0	0
<b>TOTAL</b>		<b>2927238</b>	<b>91.48</b>	<b>0</b>	<b>0</b>	<b>0</b>	<b>0</b>	<b>0</b>

FOR STATE VERIFICATION AND SIGNATURE

*Spur...*

**(I)(c)(ii) Statement showing holding of securities (including shares, warrants, convertible securities) of persons (together with PAC) belonging to the category "Public" and holding more than 5% of the total number of shares of the company**

Sr. No.	Name(s) of the shareholder(s) and the Persons Acting in Concert (PAC) with them	Number of shares	Shares as a percentage of total number of shares {i.e., Grand Total (A)+(B)+(C) indicated in Statement at para (I)(a) above}	Details of warrants		Details of convertible		Total shares (including underlying shares assuming full conversion of warrants and convertible securities) as a % of diluted share capital
				Number of warrants	As a % total number of warrants of the same class	Number of convertible securities held	% w.r.t total number of convertible securities of the same class	
1	Artee Viniyoga Limited	801710	25.05	0	0	0	0	0
2	Ashoka Viniyoga Limited	651660	20.37	0	0	0	0	0
3	Camac Commercial Limited	520000	16.25	0	0	0	0	0
4	Samir Jain	518827	16.21	0	0	0	0	0
5	Meera Jain*	196000	6.13	0	0	0	0	0
6	Trishla Jain*	77604	2.43	0	0	0	0	0
7	Combine Holding limited	161437	5.05	0	0	0	0	0
<b>TOTAL</b>		<b>2927238</b>	<b>91.48</b>	<b>0</b>	<b>0</b>	<b>0</b>	<b>0</b>	<b>0</b>

\* PAC with Mr. Samir Jain


**For PNB Finance & Industries Ltd.**

*Samir Jain*  
Company Secretary

(D)(d) Statement showing details of locked-in shares

Sr. No.	Name of the shareholder	Number of locked-in shares	Locked-in shares as a percentage of total number of shares {i.e., Grand Total (A)+(B)+(C) indicated in Statement at para (D)(a) above}
1	Nil		0.00
2			0.00
3			0.00
4			0.00
5			0.00
<b>TOTAL</b>		<b>0</b>	<b>0.00</b>


**For PNB Finance & Industries Ltd.**

  
**Company Secretary**

(II)(a) Statement showing details of Depository Receipts (DRs)

Sr. No.	Type of outstanding DR (ADRs, GDRs, SDRs, etc.)	Number of outstanding DRs	Number of shares underlying outstanding DRs	Shares underlying outstanding DRs as a percentage of total number of shares {i.e., Grand Total (A)+(B)+(C) indicated in Statement at para (I)(a) above}
1	Nil			0.00
2				0.00
3				0.00
4				0.00
5				0.00
<b>TOTAL</b>		<b>0</b>	<b>0</b>	<b>0.00</b>

For PNB Finance & Investment Services Ltd.

  
Company Secretary



(II)(b) Statement showing holding of Depository Receipts (DRs), where underlying shares held by "promoter/promoter group" are in excess of 1% of the total number of shares

Sr. No.	Name of the DR Holder	Type of outstanding DR (ADRs, GDRs, SDRs, etc.)	Number of shares underlying outstanding DRs	Shares underlying outstanding DRs as a percentage of total number of shares {i.e., Grand Total (A)+(B)+(C) indicated in Statement at para (D)(a) above}
1	Nil			0
2				0
3				0
4				0
5				0
<b>TOTAL</b>			<b>0</b>	<b>0</b>

For Promoter/Manager/Secretary

*[Handwritten Signature]*  
 Director/Manager/Secretary